

# Finishing Models



Sam Swanson


# Clinic Overview



# Sandhouse and Handcar Shed



# Styrene Finishing Steps



**Weathered Styrene Siding**




**Weathered Wood Components**



**Handcar Shed Siding and Roofing**



**Rolled Roofing and Shingles**



**Accented Seams and Edges**



**Corroded Panels**



**Installed Roof Panels**



**Inexpensive Craft Acrylic Paint**



## Primer, Paints, and Brushes



## Priming, Painting, Washing, and Drybrushing



## Multimedia Painting Examples




## Priming and Inspecting



**Basecoat Painting**



**Basecoat Color Variations**



**Washing for Shadows and Color**



**Drybrushing Highlights**



## Basic Painting, Washing, and Drybrushing



## Detail Painting and Finishing




## Completed Models




## Critter Corroding




**Cab Priming and Painting**



**Latex Casting Compound Application**




**Cab Painting and Unmasking**




**Peeling Paint**



**Peeling Paint Consolidation**



**Faded Paint Blending**



**Corrosion Accenting**



**Acrylic Black Wash Impacts**





## Rust Application



## Weathering and Detailing




## Finish and Weathering Comparison



## Boatworks Wood Finishes



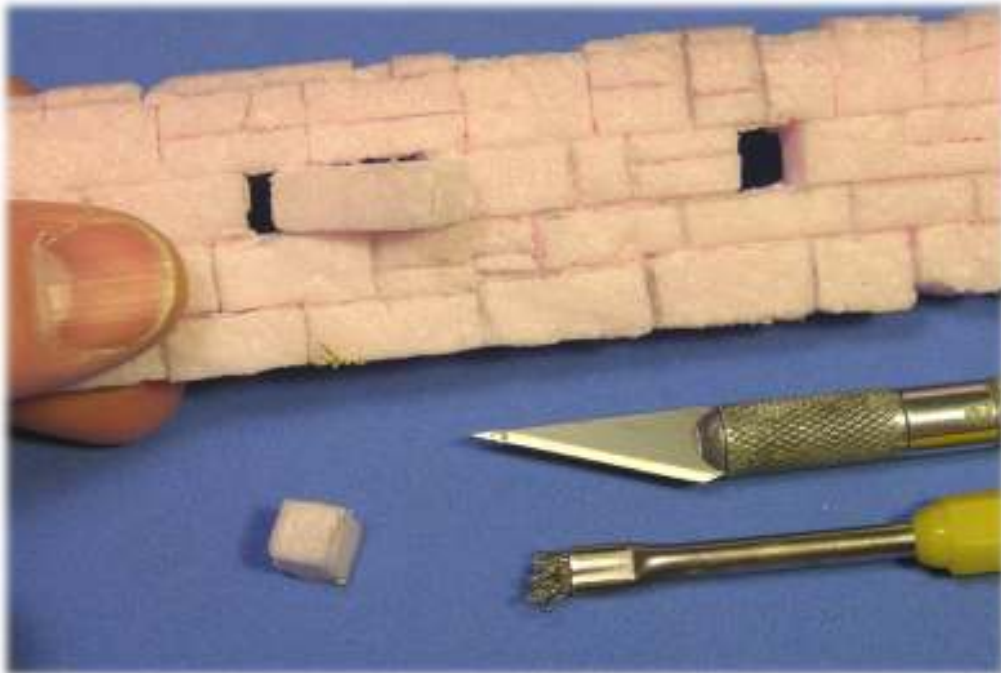
**Plastic Roof Components**




**Shingle and Boardwalk Comparison**



**Seawall Foam Texturing**



**Seawall Stone Painting**




**Seawall High-tide Mark Staining**




**Stone and Concrete Foam Piers**



**Concrete and Stone Foam Bent Supports**




**Black Bridge Component Drybrushing**




## Black Finish Variations




## Boiler Subassembly Components



## Sequential Boiler Priming




## Backhead Components and Priming



## Boiler Basecoat and Initial Washes



## Completed Backhead and Cab Walls



## Completed Components



## Questions and Comments

