

Modelers Guide to Making Trees



Part 1: John Burchnall
Part 2: Cheryl Sassi


The Eastern Loggers



The Eastern Loggers



Many Tree Types & Shapes



What Heights Are Good?

- Trees usually don't exactly scale
- Model trees are usually shorter than scale to make layout look bigger
- Forced perspective also distorts scale

Woodland Scenics "Exact Scale" Chart

Height	2"	3"	4"	6"	8"	10"	12"	14"	16"	18"	20"
N	27'	40'	53'	80'	-	-	-	-	-	-	-
HO	15'	22'	29'	44'	58'	72'	88'	-	-	-	-
O	8'	12'	16'	24'	32'	40'	48'	56'	64'	72'	80'

Model Tree Sources

- Buy Pre-made Trees (\$\$\$)
- Buy Tree Making Kits (\$\$)
- Make Your Own Trees (\$)
 - Usually much lower cost
 - More variety
 - More customizing
 - Can be quick or tedious – it depends

Pre-Made Trees

Woodland Scenics



Scenic Express



Tree Making Kits

Woodland Scenics



Scenic Express



Making Your Own Trees

Part 1

Quick Deciduous Trees

Part 2

Ultra-Realistic Trees

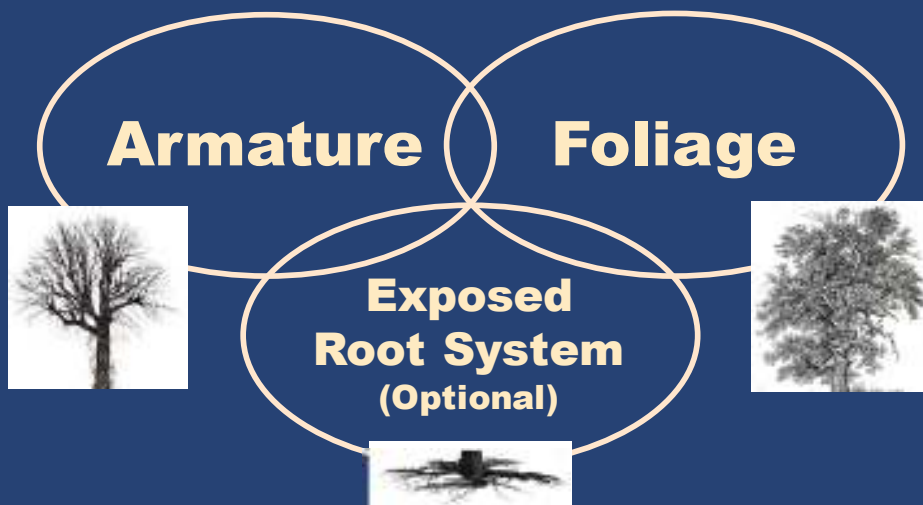
Making Your Own Trees?

First, collect your supplies!



Quick Deciduous Trees

As easy as 1-2 and maybe 3



Model Tree Armatures

- Molded plastic or metal
- Twisted wires + putty/plaster
- Dried plant tips
 - Sagebrush (oaks, dead trees)
 - Supertrees, Smokebush, Peppergrass
 - Wild Hydrangea, Autumn Joy Sedum
 - Yarrow, Live-Forever, Goldenrod, Twigs
- Polyester stuffing (puff balls)




Molded Armatures

- Bendable plastic or soft metal



Dried Plant Tips

Sagebrush



Supertrees



Smokebush/Smoketree



Dried Plant Tips

Wild Hydrangea



Autumn Joy Sedum



Goldenrod



Dried Plant Tips

Other Varieties




Dried Plant Branches

Larger twigs for larger scales!



Model Tree Foliage

- Scale Leaves
- Foliage Net
- Ground Foam
- Lichen
- Sawdust &/or Paint



Polyester Stuffing

- Micromark, Walmart, Craft Store
- White then you can dye, or ...
- Buy black, green or other colors



Exposed Roots

- Dried Weed Roots
- Twisted Wires + Putty/Plaster
- Carved Plaster or Wood Putty
- Thick tube acrylic paints



(Covered in Part 2)

Other Materials

- **Colorants**

- Black or Gray Spray Paint (not Green!)
- Cheap Brush-on Craft Paints

- **Armature Bundling**

- Soft Wire
- Florist Tape (Black, Gray or Brown)
- Putty or Thick Paint (Trunk Thickener)



Other Materials

- **Foliage Adhesive**

- Diluted White Glue (Elmers)
- Clear Spray Adhesive (3M, ...)
- Black, Gray, Clear Spray Paint



- **Highlights Adhesive**

- Cheap Hairspray
- Clear Spray Paint or Adhesive



3 Simple Steps

- **Form Armatures**

- Bunch natural armatures together
- Wrap with florist tape - also forms trunk

- **Add Foliage**

- Spray armature tips black or clear
- Sprinkle on dark green fine foam / leaves
- Highlight: hairspray + light green foliage

- **Plant** (and add groundcover)

Form the Armature

Bundle natural armatures together



Add Foliage

Spray armature tips black or clear

Sprinkle on dark green fine foam / leaves

Highlight: hairspray + light or burnt grn foliage



+



+



=



No
Highlight



With
Highlight

As Easy as 1-2-3



The Eastern Loggers



The Eastern Loggers



Common Mistakes

- Unrealistic color choices
- Unrealistic tree shapes
- Trunks far too skinny
- Trees too tall, making pike look small
- Perfectly conical evergreen trees
- Too monotone
- No details (dead trees, undercover)
- No trunks on front of puff ball forests
- Too many crooked trees (not plum)

Tree Making Tips

- Dark green foliage looks best in pics
- Use lighter green/yellow highlights
- Trunks/limbs usually gray, not brown
- Don't bother "pickling" armatures
- Make sure trunks are thick enough
- Don't forget the undercover

Go for it, you'll be pleasantly surprised

Tree Planting Tips

- Make sure vast majority are plum
- Put non-specimen trees in background
- Plant trees in odd numbered groups
- Add undercover trees, weeds, debris
- Grind up fall leaves for ground cover
- Add trunks at front of puff ball forests
- Plant a few dead trees
- Add moss on north side of some trees

Foam vs. Leaf Foliage?

Just starting to experiment with it

Fine Grd Foam

SuperLeaf



Demonstrations

- **Forming Armatures**
 - Wild Hydrangea
 - Autumn Joy Sedum
- **Adding Foliage**
 - Fine Ground Foam
 - SuperLeaf
 - Highlighting

Questions?



Modelers Guide to Making Trees



Part 1: John Burchnall

Part 2: Cheryl Sassi