



Wood Skeleton Log Cars

Mike Tener
John Burchnall
Brad Jonas

October 2013




Inspirations

- Jerry Strangarity wood log cars
- Model photo from Google search
- Eastern Loggers cast metal log cars



Other Inspirations

- Prototype & model cars
- Human log car(t)? →



Features

- Everyday common materials
- Outrigger logs as dogs + weight
- Threaded brass inserts in bolsters
- Realistic logs from grapevines




Everyday Common Materials

- Wood coffee stirrer sticks
- Arrow T-50 staples = bolster straps
- Kadee 501 arch bar metal trucks




Permanent Outrigger Logs

- Act as “dogs” to hold logs
- Adds needed weight to car
- Can put metal weight inside logs
- Could cast outriggers in metal



Threaded Brass Inserts

- 2-56 thread truck screw mounts
- \$0.12 Grainger part 1GML5
- Useful on all model railroad cars



Grapevine Logs

- Realistic Texture
- Cut w/ PVC pipe cutter or Zona saw
- Knots make realistic stumps

